


OCM CONVEYOR CHAIN

CONVEYOR CHAIN

CONSTRUCTION OF CONVEYOR CHAIN

There are many types of chains for conveyor applications, but steel conveyor chains are popular and widely used. OCM FM and FE type conveyor chains are superior to other types in strength,

wear-resistance and the characteristics that changes in material and attachment are readily made according to an application.



CONVEYOR TYPE BY ROLLER


1. R Roller

The outside diameter of roller is larger than the height of link plate. This type of conveyor is used mainly for slat, pallet, flight conveyors, etc.




2. F Roller

Flanged roller. This type is widely used on slat, inclined bucket and pan conveyors.



3. S Roller

The outside diameter of roller is smaller than the height of link plate. This is used for bucket elevator and flow conveyors.




STANDARD ATTACHMENT

Attachments are attached according to requirements. The following three basic types are standard.


1. Type A

A-1 indicates one hole. A-2 two holes.



2. Type K

K-1 indicates one hole. K-2 two holes.



3. Type G

G-2 indicates two holes. G-4 four holes.

