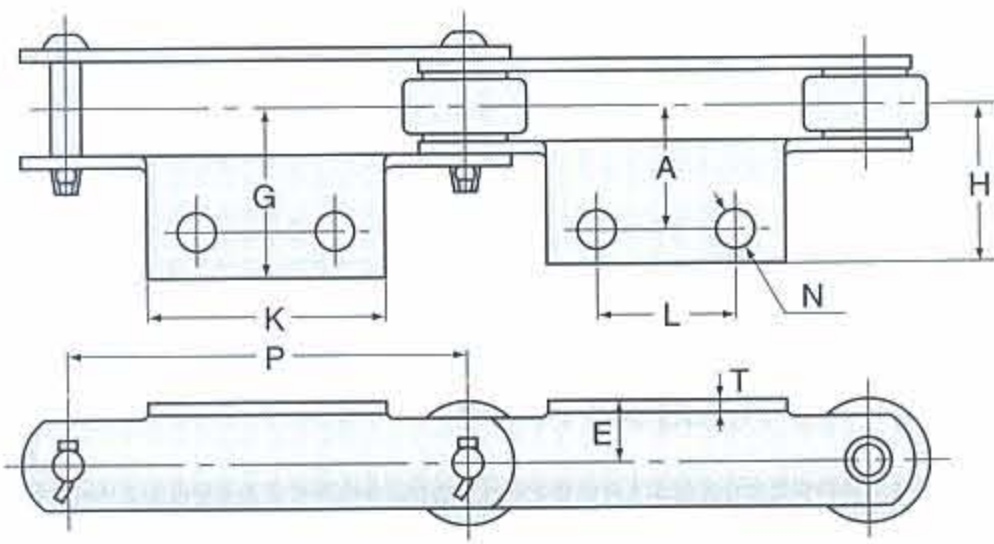
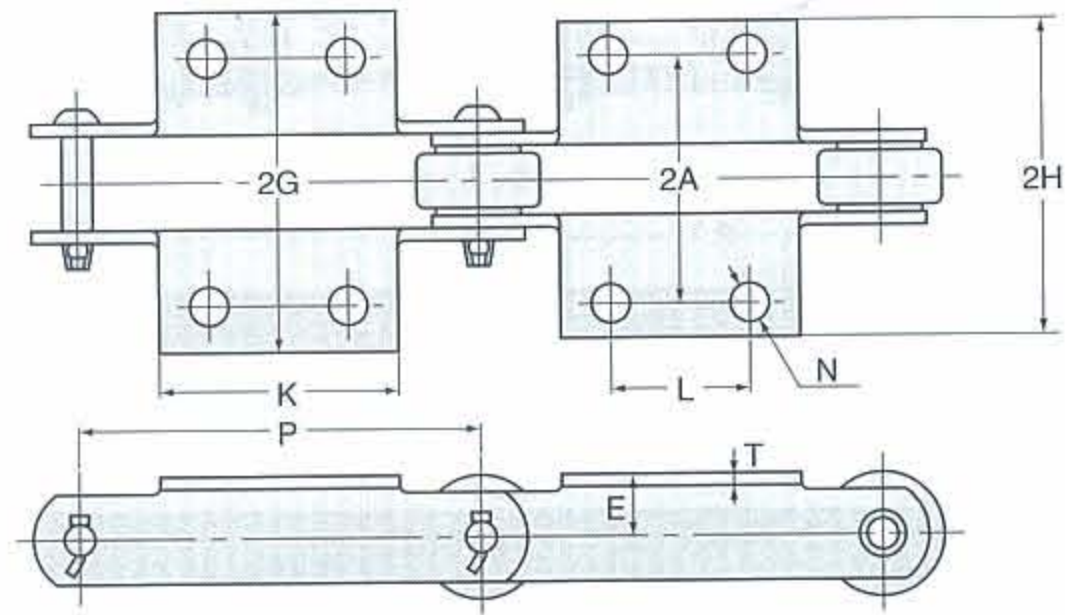


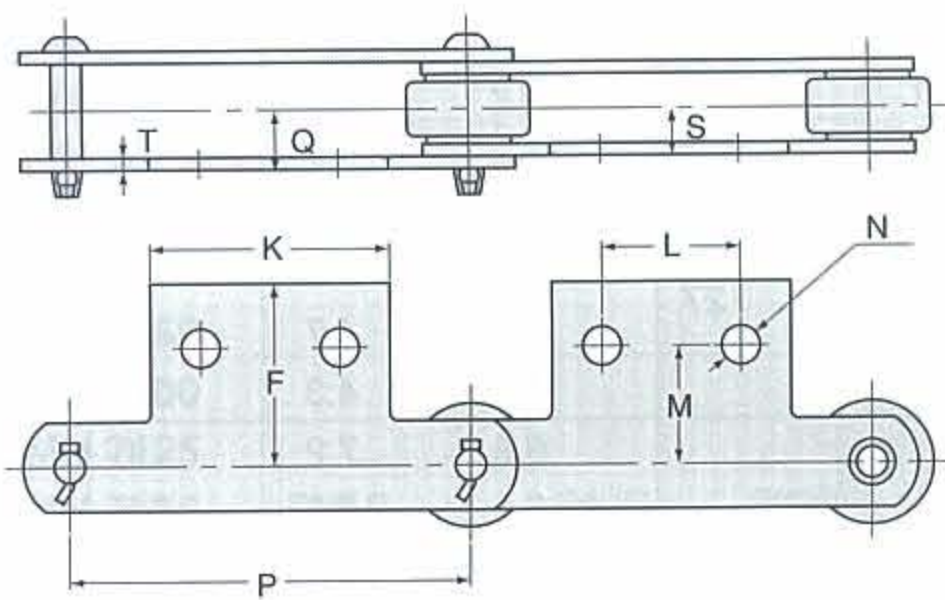
ATTACHMENT CONVEYOR CHAIN



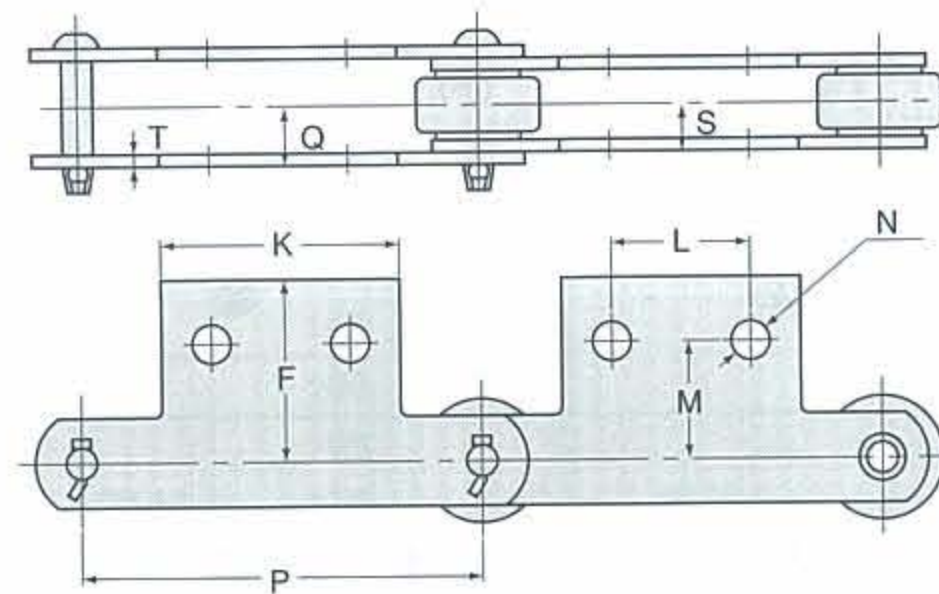
TYPE A-2



TYPE K-2



TYPE SA-2



TYPE SK-2

UNIT:mm

OCM Chain No.	Pitch P	Link Plate T	A-2 and K-2 Attachment							SA-2 and SK-2				Weight Attachment kg	
			K	N	L	A	E	G	H	M	F	S	Q	A-2	K-2
FM 3075-R.F.S	75		60(55)		35(30)									0.05	0.10
FM 3100-R.F.S	100		65		40		15							0.06	0.12
FM 3125-R.F.S	125	3.2	75	10	50	30	(20)	46	42.4	30	42	12.2	15.8	0.06	0.12
FM 3150-R.F.S	150		85		60									0.07	0.14
FM 5075-R.F.S	75		58		35									0.07	0.14
FM 5100-R.F.S.	100		65		40									0.08	0.16
FM 5125-R.F.S	125	4.5	75	10	50	35	22	47	47.0	40	54	15.6	20.5	0.09	0.18
FM 5150-R.F.S	150		85		60									0.10	0.20
FM 7100-R.F.S	100		70		40									0.20	0.40
FM 7125-R.F.S	125		80		50									0.22	0.44
FM 7150-R.F.S	150	6.0	90	12	60	40	25	63	56.6	45	58	18.5	24.9	0.25	0.50
FM 7175-R.F.S	175		100		70									0.28	0.56
FM 10100-R.F.S.M	100		70		40									0.18	0.36
FM 10125-R.F.S.M	125		80		50									0.23	0.46
FM 10150-R.F.S.M	150	6.3	90	12	60	50	28	74	67.2	50	69	21.3	28.1	0.28	0.56
FM 10200-R.F.S.M	200		120		80									0.37	0.74
FM 12200-R.F.S.M	200		120		80									0.42	0.84
FM 12250-R.F.S.M	250	7.9	170	15	125	60	38	85	76.5	60	82.5	26.2	34.7	0.58	1.16
FM 17200-R.F.S.M	200		120		80									0.80	1.60
FM 17250-R.F.S.M	250	9.5	170	15	125	75	45	108	97.7	70	100.6	34.9	45.2	1.11	2.22
FM 26250-R.F.S.M	250	9.5	170	15	125	80	55	111.5	101.2	80	111.3	37.8	48.1	1.17	2.34
FE 3400-R.F.S	101.6	4.8	70	11	40	40	22	59	53.9	40	55.3	15.9	21	0.15	0.30
FE 5400-R.F.S.M	101.6	6.3	70	11	40	50	28	74	67.3		70.7	19.8	26.5	0.20	0.40
FE 5600-R.F.S.M	152.4	6.3	90	11	60	50	32	72	65.2	50	71	21.3	28.1	0.25	0.50
FE 9400-R.F.S.M	101.6	7.9	80	15	40	55	35	84	75.6	60	81	23.4	31.8	0.30	0.60
FE 12600-R.F.S.M	152.4	7.9	100	15	60	60	38	85	76.5	60	82.5	26.2	34.7	0.40	0.80
FE 17600-R.F.S.M	152.4	9.5	100	15	60	65	45	94.5	84.3	70	94.6	27.8	38	0.55	1.10

Note: 1) Cotter types are standard for Chain Nos. 5000 and below but rivet types are available. Cotter types are standard for Chain Nos. 7000 and above.
 2) Cotter keys used for cotter construction of FM3000 and FMS3000. T pins are used for other chain sizes.
 3) Dimensions parenthesized of FM3000 is for FMS3000.

