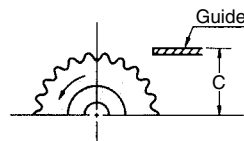
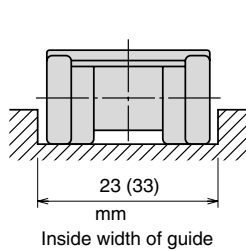
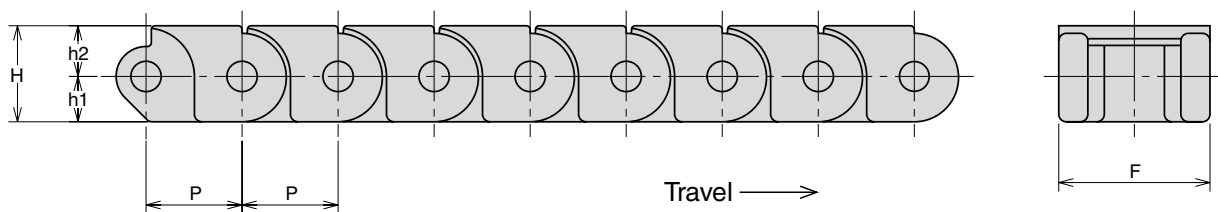



STRAIGHT RUNNING PLASTIC CHAIN

PD chain, made of polyacetal white and 18-8 stainless steel pin, is straight running chain. The chain can operate on standard ANSI sprockets. Operating temperature is $-10^{\circ}\text{C}\sim 70^{\circ}\text{C}$. Chain speed should be less than 60M/min.



$$C = \frac{\text{Sprocket pitch diameter}}{2} - 6.0 \quad (8.0)$$

UNIT Upper:inch
Beneath:mm

OCM Chain No.	Pitch	Roller Diam.	Width between L.P.	Link Plate			Pin Diam.	F	Max Working Load Lb/kgf	Approx Weight Lb/ft kg/m
	P	D	W	h1	h2	H	d			
PD40-20	0.5	0.312	0.313	0.236	0.264	0.5	0.156	0.787	99	0.249
	12.7	7.92	7.95	6	6.7	12.7	3.96	20	45	0.37
PD60-30	0.75	0.469	0.5	0.335	0.346	0.681	0.235	1.181	198	0.531
	19.05	11.91	12.7	8.5	8.8	17.3	5.98	30	90	0.79