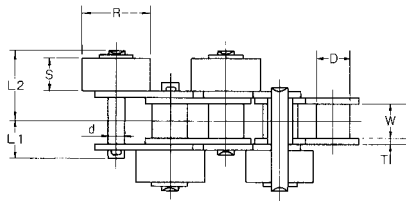
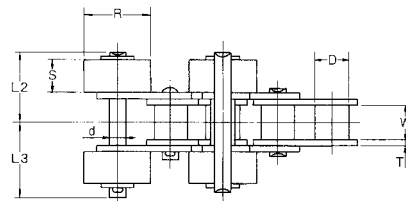


ROLLER CHAIN WITH OUTBOARD ROLLER

Standard roller chain with outboard roller. Outboard roller is made of poly acetal. Quiet and smooth operation. Specify spacing of outboard roller when ordering.



TYPE CH



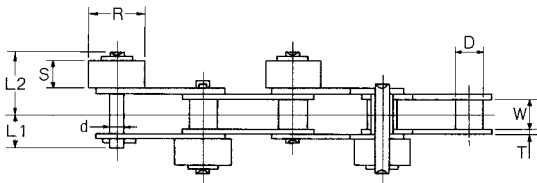
TYPE PL

UNIT Upper:inch
Beneath:mm

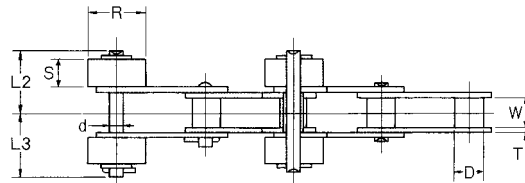
OCM Chain No.	Pitch	Roller Diam.	Width between L.P.	Link Plate		Pin Diam.	Pin					Average Tensile Strength	Allowable Load	Allowable Load of Outboard Roller	Approx Weight
	P	D	W	H	T	d	L1	L2	L3	R	S	Lb/kgf	Lb/kgf	Lb/kgf	Lb/ft kg/m
40	0.500	0.312	0.313	0.472	0.059	0.156	0.402	0.661	0.744	0.625	0.303	4299	617	11	0.63
	12.7	7.92	7.95	12	1.5	3.96	10.2	16.8	18.9	15.88	7.7	1950	280	5	0.94
50	0.625	0.4	0.376	0.591	0.079	0.2	0.476	0.827	0.898	0.75	0.366	7055	1014	15	0.95
	15.88	10.16	9.55	15	2	5.08	12.1	21	22.8	19.05	9.3	3200	460	7	1.42
60	0.750	0.469	0.5	0.709	0.094	0.234	0.598	1.067	1.157	0.875	0.488	9811	1411	22	1.42
	19.05	11.91	12.7	18	2.4	5.95	15.2	27.1	29.4	22.23	12.4	4450	640	10	2.11
80	1.000	0.625	0.626	0.949	0.126	0.313	0.776	1.331	1.465	1.125	0.614	16535	2359	40	2.4
	25.4	15.88	15.9	24.1	3.2	7.94	19.7	33.8	37.2	28.58	15.6	7500	1070	18	3.57
100	1.250	0.75	0.754	1.185	0.157	0.375	0.925	1.63	1.768	1.563	0.748	24251	3461	66	3.74
	31.75	19.05	19.15	30.1	4	9.53	23.5	41.4	44.9	39.69	19	11000	1570	30	5.56

Weight is for outboard roller every link for CH type and every 2nd for PL type. White and black are available.

Extend pitch roller chain with outboard roller of poly acetal.



TYPE CH



TYPE PL

UNIT Upper:inch
Beneath:mm

OCM Chain No.	Pitch	Roller Diam.	Width between L.P.	Link Plate		Pin Diam.	Pin					Average Tensile Strength	Allowable Load	Allowable Load of Outboard Roller	Approx Weight
	P	D	W	H	T	d	L1	L2	L3	R	S	Lb/kgf	Lb/kgf	Lb/kgf	Lb/ft kg/m
C2040	1.000	0.312	0.313	0.472	0.059	0.156	0.402	0.661	0.744	0.625	0.303	4299	617	11	0.44
	25.4	7.92	7.95	12	1.5	3.96	10.2	16.8	18.9	15.88	7.7	1950	280	5	0.66
C2050	1.250	0.4	0.376	0.591	0.079	0.2	0.476	0.827	0.898	0.75	0.366	7055	1014	15	0.69
	31.75	10.16	9.55	15	2	5.08	12.1	21	22.8	19.05	9.3	3200	460	7	1.03
C2060H	1.500	0.469	0.5	0.677	0.126	0.234	0.669	1.134	1.228	0.875	0.488	9811	1411	22	1.21
	38.1	11.91	12.7	17.2	3.2	5.95	17	28.8	31.2	22.23	12.4	4450	640	10	1.8
C2080H	2.000	0.625	0.626	0.945	0.157	0.313	0.839	1.398	1.531	1.125	0.614	16535	2359	40	2.1
	50.8	15.88	15.9	24	4	7.94	21.3	35.5	38.9	28.58	15.6	7500	1070	18	3.12
C2100H	2.500	0.75	0.754	1.142	0.189	0.375	0.992	1.697	1.835	1.563	0.748	24251	3461	66	3.21
	63.5	19.05	19.15	29	4.8	9.53	25.2	43.1	46.6	39.69	19	11000	1570	30	4.77

Weight for outboard roller every link for CH type and every 2nd for PL type.