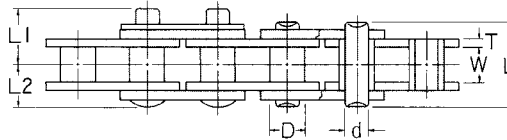
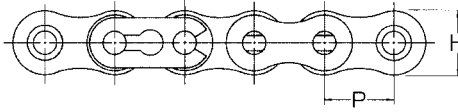


# OCM MINI CHAIN

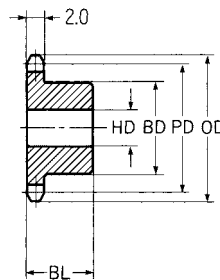
Chain No. **15** Pitch ● 0.188inch / 4.7625mm



UNIT Upper:inch  
Beneath:mm

OCM Chain No.	Pitch	Roller Diam.	Width between L.P.	Link Plate		Pin Diam.	Pin			Average Tensile Strength	Approx Weight
	P	D	W	H	T	d	L	L1	L2	Lb/kg	Lb/ft kg/m
OCM15	0.188 4.7625	0.098 2.48	0.094 2.38	0.173 4.4	0.022 0.57	0.064 1.62	0.224 5.7	0.154 3.9	0.114 2.9	485 220	0.062 0.093

- Chain is rollerless. Offset is not available.
  - Connecting link is special type.
- Note : Dimensions subject to change. Certified dimensions furnished upon request.



TYPE B

UNIT:mm

No. of Teeth	Pitch Diam.	Outside Diam.	Stock Bore	Max. Bore	Hub Diam.	Length thru Bore	Average Weight
	PD	OD	HD	HD	BD	BL	kg
10	15.41	17.5	4	6	10	10	0.007
11	16.90	19.0	4	7	11	10	0.008
12	18.40	20.5	4	8	12	10	0.010
13	19.90	22.0	4	9	14	10	0.014
14	21.40	23.5	6	10	15	12	0.017
15	22.91	25.0	6	12	17	12	0.022
16	24.41	26.5	6	12	18	12	0.025
17	25.92	28.0	8	14	20	14	0.032
18	27.43	29.5	8	14	22	14	0.039
19	28.93	31.0	8	15	23	14	0.044
20	30.44	32.5	8	15	24	14	0.048
21	31.95	34.0	8	17	26	14	0.057
22	33.46	35.5	8	17	27	14	0.062
23	34.98	37.5	8	17	28	14	0.067
24	36.49	39.0	8	20	30	16	0.087
25	38.00	40.5	8	20	32	16	0.099
26	39.51	42.0	10	22	33	16	0.103
27	41.02	43.5	10	25	35	16	0.116
28	42.54	45.0	10	25	36	16	0.130
29	44.05	46.5	10	25	38	16	0.138
30	45.56	48.0	10	25	39	16	0.146
31	47.07	49.5	10	25	40	18	0.173
32	48.59	51.0	10	25	40	18	0.175
33	50.10	52.5	10	25	40	18	0.177
34	51.62	54.0	10	25	40	18	0.178
35	53.13	55.5	10	25	40	18	0.180

- Teeth of sprockets are not induction hardened.
  - The max. bore showed above is general. Please determine your max. bore in view of your application and operating conditions.
- Note: Dimensions subject to change. Certified dimensions furnished upon request.