


CUTTING AND CONNECTING OF CHAIN

To cut and connect chain, chain anvil and punches with hammer are used.




Punches and chain anvil


Cutting



No.1
As to rivet type chain, grind the end of two pins.



No.2
As to cotter chain, pull cotter keys out.



No.3
Place the chain on suitable holes of the chain anvil. Put a punch on two pins and hammer them alternately and equally to push them out.

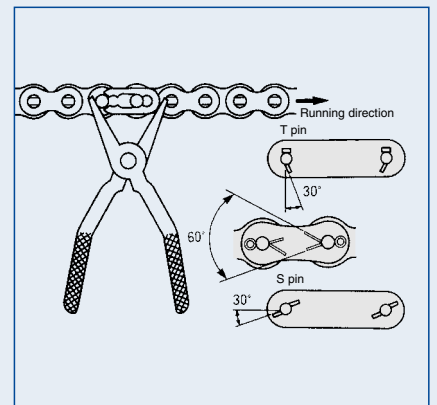
Connecting



Wind the chain on sprocket and put two pins of connecting link into bushes of the chain.



Insert the plate of connecting link and put spring clip or cotter keys to hold it.



Spring clip should be inserted with its opening opposite the chain running direction.

T pin should be bent 30 degrees, Cotter keys 60 degrees and S pins 30 degrees as shown above.